


# P-SERIES 255 W TO 270 W

## 60-Cell Crystalline PV Modules

SunEdison is a recognized authority on silicon technology and manufacturing processes developed through more than 50 years of experience. SunEdison delivers best-in-class solar modules by continuously leveraging new technology, supplier relationships and manufacturing techniques that maximize efficiency, minimize cost and extend product lifetime.

SunEdison solar modules continue the tradition of excellence by delivering the highest levels of performance worldwide in an aesthetically pleasing product.



### QUALITY & SAFETY

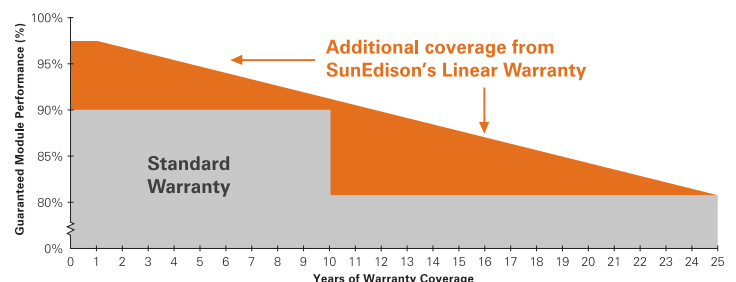
- Industry leading PID test conditions:
  - » TUV Nord tested to 96 hours, 85 °C, 85%, -1 kV
  - » SunEdison tested to 300 hours, 85 °C, 85%, -1 kV
- IEC certified:
  - » 61215 long-term operation in a variety of climates including 5400 Pa snow loading and hail testing
  - » 61730 to ensure electrical safety

### PRODUCT FEATURES

- 16.5% module efficiency with positive power tolerance
- PID-free: multi-MPPT transformerless inverter compatible
- Higher return on investment with more watts-per-module

### SUNEDISON WARRANTY

- 10-year limited warranty for materials and workmanship
- 25-year linear power warranty at STC:
  - » Year 1:  $\leq 2.5\%$  of rated power
  - » After year 1:  $\leq 0.7\%$  rated power degradation per year



# P-SERIES: 255 W TO 270 W

## PHYSICAL PARAMETERS

Module Dimensions	1650 mm x 992 mm x 35 mm
Module Weight	18.6 kg
Cell-Type	Multicrystalline
Number of Cells	60
Number of Diodes	3
Cable Length	1000 mm
Connector Type	MC4 (PV-KBT4/6I and PV-KST4/6I)

## TEMPERATURE COEFFICIENTS AND PARAMETERS

Nominal Operating Cell Temperature (NOCT)	45 °C ± 2 °C
Temperature Coefficient of Pmax	-0.42 %/°C
Temperature Coefficient of Voc	-0.31 %/°C
Temperature Coefficient of Isc	+0.05 %/°C
Operating Temperature	-40 °C to +85 °C
Maximum Series Fuse Rating	15 A
Pmax Production Tolerance	0 W to +5 W
Junction Box Rating	IP67
Application Class	Class A
Packaging Specifications	30 modules per pallet 2 pallets per stack 14 stacks per container 840 modules per container
Wind and Snow Front Load	Up to 5400 Pa
Wind Back Load	Up to 2400 Pa
Maximum System Voltage	1000 V (IEC)

## STC ELECTRICAL CHARACTERISTICS<sup>1</sup>

Model #	SE-P255NPB-A4	SE-P260NPB-A4	SE-P265NPB-A4	SE-P270NPB-A4
Rated Maximum Power Pmax (W)	255	260	265	270
Open-Circuit Voltage Voc (V)	37.54	37.65	37.81	38.10
Short-Circuit Current Isc (A)	8.94	9.09	9.24	9.45
Module Efficiency (%)	15.6	15.9	16.2	16.5
Maximum Power Point Voltage Vmpp (V)	30.25	30.51	30.71	30.80
Maximum Power Point Current Impp (A)	8.43	8.52	8.63	8.77

## NOCT ELECTRICAL CHARACTERISTICS<sup>2</sup>

Model #	SE-P255NPB-A4	SE-P260NPB-A4	SE-P265NPB-A4	SE-P270NPB-A4
Rated Maximum Power Pmax (W)	189.8	193.5	197.2	200.9
Open-Circuit Voltage Voc (V)	35.21	35.31	35.46	35.73
Short-Circuit Current Isc (A)	7.21	7.33	7.45	7.62
Maximum Power Point Voltage Vmpp (V)	28.14	28.39	28.57	28.64
Maximum Power Point Current Impp (A)	6.74	6.82	6.90	7.02

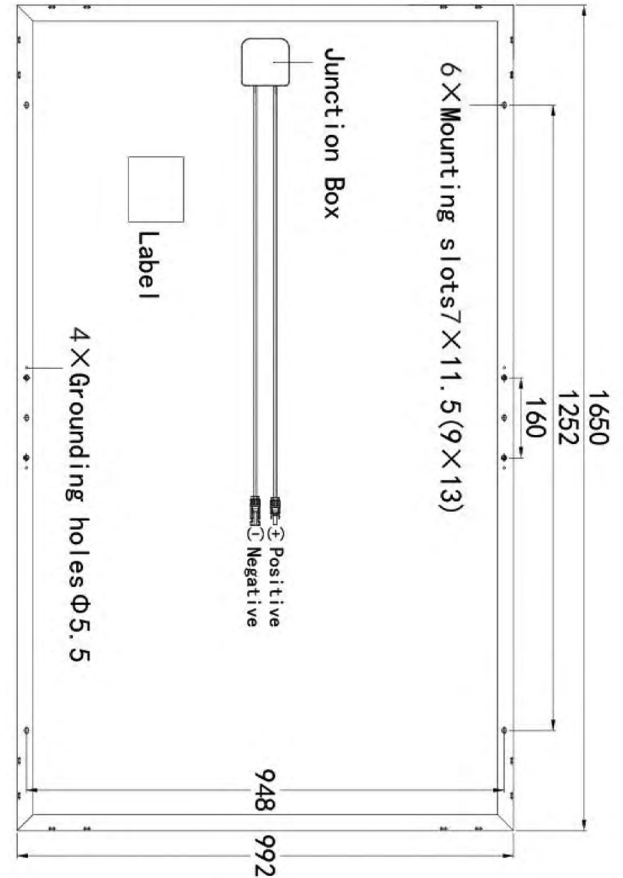
Listed specifications are subject to change without prior notice.

<sup>1</sup>All electrical data at standard test conditions (STC): 1000 W/m<sup>2</sup>, AM 1.5, 25 °C; power measurement tolerance may vary by ±3%.

Pmax Production Tolerance: factory-measured module performance is warranted to meet or exceed the stated panel STC power rating by 0 W to +5 W.

<sup>2</sup>NOCT electrical characteristics measured under normal operating conditions of cells: 800 W/m<sup>2</sup>, 20 °C, AM 1.5, wind 1 m/s.

## P-SERIES SOLAR MODULE DIMENSIONS mm



## IV CURVES AT MULTIPLE IRRADIANCES [25 °C]

